



Crosscut

Newsletter of the Witwatersrand Woodworkers' Association
PO Box 411346, Craighall, 2024

Secretary: Ken Mutch ([Ken.woodman AT gmail.com](mailto:Ken.woodman@ gmail.com) or 082 806 7693 - replace AT with @ to email)
Editor: Trevor Pope ([tpope AT iafrica.com](mailto:tpope@iafrica.com)). All written content and opinions are those of the editor, unless stated. © Copyright reserved.
Go to <http://mysite.mweb.co.za/residents/tpope/homepage.html> for back issues of *Crosscut*.

Next General Club Meeting on Wednesday, the 10th November 2010 from 18h00 at the WWA clubhouse at REEA. Finish Spraying by Hamilton Brushware & Dust Extraction by Herman Potgieter.
Next Turner's monthly meeting is on Monday, the 2nd November 2010 at 18h00 at the WWA clubhouse at REEA. Christmas ornaments by Steven Barrett & John Speedy. Wood of Month: Tamboti

News

Turners' Meeting.

Wood of the month: Chris van Heeswijk presented Camphor – Cinnamomum Camphora (also called Laurus Camphora in some countries.) It is native to South/East Asia, and has a distinctive smell that is widely known. It is commonly available as a garden tree, and has been listed as a Category 1 invader only in the Northern Province, KwaZulu-Natal and Mpumalanga (These are prohibited plants that will no longer be tolerated). The oil extracted is widely used for medicinal purposes and to deter insects. Camphor cream, Zambuck and Tiger Balm are well known examples. Recently, some concerns have been raised about the side effects of camphor. Cases of sensitivity have been identified, so creams should be used with caution, to avoid hyper-sensitivity developing. This also applies to working with camphor wood – treat it with caution.

Don Jennings from Saint Gobain (Norton) abrasives spoke on the types of grinding wheels suitable for grinding wood working tools. The types of steels most of interest to woodworkers are the plain carbon steels such as O1 and W1 used for plane blades and chisels, and the M2 High Speed Steels used for wood turning tools, and Don used these as a departure point for his talk. Most pedestal grinder wheels are aluminium oxide, which give quite satisfactory results. If a light touch is used, to avoid overheating the edge, then even carbon steels can be ground without any loss of hardness on a high speed (2800rpm) grinder.


Don explained how to mount and true up wheels to minimise out-of-balance forces, and the importance of accurate arbours, flanges and bushes on grinders. The effects of dressing and how to achieve the best results for your purposes were listed. The different grades of stones were explained and which are suitable for sharpening purposes. He recommends a 38A60K white wheel for those on a budget and the Norton Globalforce wheel for those how want better performance.

Don didn't explain the safety procedures in detail, but these were well covered in a previous talk – if you are at all unsure, please ask before you change a grinding wheel.

Don can be contacted at 011 961 2000 and Norton can be found at 2 Monteer Road, Isando or sgsa@saint-gobain.com.

Main Club Meeting

Kobus Joubert showed pictures of his home-designs at www.mechmate.com. This is an for sharing designs and information on controlled routers. (The picture on the right is similar to Kobus's machine. Kobus's machine pinion motion control system to move a Skil 1100W model) in three dimensions. The table single sheet of plywood (1220 x 2440mm or 4 ft by 8 ft) so the carriage will cover the whole sheet. The router axis is vertical and a movement is also possible. The machine control is done using the Mach3 controls the tool path of the router. Kobus uses various programs to generate the tool paths from design files. He showed a number of parts he has made - from gears and toys to full size chair parts. He has also integrated his wood



built CNC Router. It is based on the Internet user forum computer from the site, and is uses a rack-and-conventional router (a is designed to hold a range of movement of the limited range of vertical (Z-axis) program that takes G-code that

lathe, with a stepper motor to rotate the spindle for making spindles. He showed examples of items he made on his table, and on the lathe spindle.

From the Chairman:

Dear WWA members,

The committee has been surveying past members who have chosen not to renew their membership for 2010 and some interesting responses were received. By and large these members circumstances changed so that they no longer felt the need to or could no longer attend club events. Most of the feedback was quite positive concerning the contents of the clubs activities although some members thought that more "hands-on" demos would be appropriate at the general club meetings.

Some specific negative comments was about the rude comments, often with sexual innuendoes, that some members chose to make. I would therefore urge members to consider each others sensitivities before making such disruptive remarks in future! Another member felt that driving to REEA at the specific time of day in the early evenings was a nightmare. He felt that, as many of our members are retired, the club should consider an additional monthly general daytime event perhaps similar to our Wednesday General Club meeting. How do the retired members feel about this suggestion?

Your feedback and comments would be appreciated. Please don't hesitate to raise these at club meetings but feel free to do so via letters to the editor of Crosscut or personally to any of the committee members.

Keep-on making saw dust and please bring your creations to the club meetings, sharing good and bad experience is interesting and valuable to us all!

Best Regards, Herman

Club Notices

Year-end Braai. The date has been set for the 27th November, at Greenside High School. Lunch is at 12h00. Please complete the attendance form and purchase the tickets from the Treasurer at the November meetings – R40- per member, R45- per guest. Remember to nominate on the form whether you will bringing a salad or desert. Also don't forget your plates and utensils. Alistair will co-ordinate the organisation of the braai and the collection of donations. Please start making toys to bring for donation at the braai. At the last meeting, Alastair reminded the members that this was the main purpose of the braai, and he would like to see a bigger display of toys than ever before. As before, there will be additional raffle tickets for members who bring toys and items to show in the gallery.

If you know of anybody who might be interested in woodworking, please bring them to a meeting – this way we will be able grow the membership to ensure that the club is sustainable.

Dates to diarize:

REEA are celebrating their 75th anniversary this year on the 6th November 2010. They will be holding a charity auction to raise funds, and they are asking for donations of items to auction / sell. Please bring any donations to the club at the next meeting. If you intend making items to donate for sale, simple, affordable items will probably sell quickest. Novelty items such as tops, whistles and Christmas trees are items that will probably appeal. The WWA also plans to be involved in the open day, probably by opening the club house, with turning demonstrations like last year.

For Sale:

Bandsaw blades. Please be advised that Bob Stacey has arranged with Eldis & Hardware Centre for them to order their Bandsaw Blades to supply blades – they must order directly from the dealer of their choice.

Thus members need to order, pay for and collect the blades themselves – this will not be done through the club.

Please Note:

Toymakers. The toymakers meet on the first and third Mondays of every month, at 09h00 till 12h00 at the clubhouse. Contact Eddie Marchio on 011-678-8062 or renato AT pixie.co.za for more information.


Wednesday Workshop. The Wednesday evening workshops are on the first and third Wednesdays of every month, from 18h00 till 20h00. Contact Winston Klein on 011-674-1513 for more information. **The last meeting for 2010 will be on the 01st December, we will resume on the 19th January 2011.**

Pretoria Club annual show – Sat 17th October. This took place at the Lions Club off Atterbury Road. Those who attended were impressed by usual good showing. The pictures on the right and below show two of the many highlights from the show. The carved vessel is by Andrew Bourke, the segmented pot is by David Malan, and the spikey vessel by Willie de Wet.



Pictures of toys to make


Here are some pictures of toys you can make for the braai. These all come from the Internet – found using Google. Search for “Free plans toys” and add some qualifiers such as “car”. “toddler” etc to get many links. There should be no shortage of ideas and plans. If you are Internet-less, come to the next Toymakers meeting where Eddie and the other toymakers will be delighted to help you with ideas.



VIDEO!



VIDEO!



The paddleboat has the paddle connected to the hull with a rubber band, so it can be wound up, and when released in the water, the boat moves under its own power.

